



PN 2,5

Jmenovitá světlost Nominal diameter		Laterální posuv Lateral movement	Laterální tuhost Lateral spring rate	Třecí moment Frictional moments	 MWL			 MFL		
DN	DN	± mm	N/mm	N.m/bar	Stavební délka Overall length	Šířka Width	Přibližná hmotnost App. weight	Stavební délka Overall length	Šířka Width	Přibližná hmotnost App. weight
mm	inch				mm	mm	kg	mm	mm	kg
15	1/2"	25,0	0,4	0,4	370	120	1,8	190	135	1,6
15	1/2"	50,0	0,3	0,4	400	120	1,9	220	135	1,7
15	1/2"	75,0	0,2	0,4	420	120	1,9	240	135	1,7
15	1/2"	100,0	0,1	0,3	470	120	2,0	290	135	1,8
15	1/2"	150,0	0,1	0,3	620	120	2,3	440	135	2,1
20	3/4"	25,0	0,5	0,7	370	130	2,2	190	145	2,1
20	3/4"	50,0	0,2	0,6	430	130	2,3	250	145	2,3
20	3/4"	75,0	0,1	0,5	510	130	2,5	330	145	2,5
20	3/4"	100,0	0,1	0,4	560	130	2,7	380	145	2,6
20	3/4"	150,0	0,0	0,4	660	130	2,9	480	145	2,9
25	1"	25,0	0,9	1,0	370	140	2,7	190	155	2,5
25	1"	50,0	0,3	0,8	460	140	3,0	280	155	2,8
25	1"	75,0	0,2	0,6	530	140	3,2	350	155	3,0
25	1"	100,0	0,1	0,6	590	140	3,4	410	155	3,2
25	1"	150,0	0,1	0,5	710	140	3,8	530	155	3,6
32	1 1/4"	15,0	2,1	1,6	350	160	3,4	170	175	3,6
32	1 1/4"	25,0	1,0	1,4	390	160	3,6	210	175	3,7
32	1 1/4"	50,0	0,3	1,0	510	160	4,1	330	175	4,2
32	1 1/4"	75,0	0,2	1,0	550	160	4,3	370	175	4,4
32	1 1/4"	100,0	0,1	0,8	660	160	4,7	480	175	4,9
32	1 1/4"	150,0	0,1	0,6	810	160	5,4	630	175	5,5
40	1 1/2"	15,0	1,9	2,6	380	190	5,4	200	215	5,0
40	1 1/2"	25,0	1,4	2,5	400	190	5,5	220	215	5,1
40	1 1/2"	50,0	0,4	1,9	530	190	6,3	350	215	5,9
40	1 1/2"	75,0	0,2	1,6	620	190	6,8	440	215	6,4
40	1 1/2"	100,0	0,1	1,4	700	190	7,3	520	215	6,9
40	1 1/2"	150,0	0,1	1,2	820	190	8,0	640	215	7,6
50	2"	15,0	5,3	4,1	400	200	6,3	220	225	5,7
50	2"	25,0	3,1	3,7	440	200	6,6	260	225	6,0
50	2"	50,0	1,0	2,8	570	200	7,6	390	225	6,9
50	2"	75,0	0,7	2,6	620	200	7,9	440	225	7,3
50	2"	100,0	0,3	2,0	820	200	9,4	640	225	8,8
50	2"	150,0	0,2	1,6	1 020	200	11,0	840	225	10,0
65	2 1/2"	15,0	4,8	5,8	410	220	8,2	230	245	7,0
65	2 1/2"	25,0	2,9	5,3	450	220	8,6	270	245	7,5
65	2 1/2"	50,0	0,8	3,9	600	220	10,0	420	245	9,0
65	2 1/2"	75,0	0,5	3,5	680	220	11,0	500	245	9,9
65	2 1/2"	100,0	0,3	2,8	830	220	13,0	650	245	11,0
65	2 1/2"	150,0	0,2	2,3	1 030	220	15,0	850	245	14,0
80	3"	15,0	6,1	8,1	420	250	11,0	240	275	10,0
80	3"	25,0	3,7	7,4	460	250	11,0	280	275	11,0
80	3"	50,0	0,9	5,3	640	250	14,0	460	275	13,0
80	3"	75,0	0,7	4,9	690	250	15,0	510	275	14,0
80	3"	100,0	0,3	3,6	940	250	18,0	760	275	17,0
80	3"	150,0	0,2	3,2	1 040	250	19,0	860	275	18,0
100	4"	15,0	8,0	9,7	580	270	15,0	340	295	13,0
100	4"	25,0	5,6	9,1	620	270	16,0	380	295	14,0
100	4"	50,0	1,8	7,0	800	270	19,0	560	295	17,0
100	4"	75,0	1,5	6,5	850	270	20,0	610	295	18,0
100	4"	100,0	1,2	6,2	900	270	21,0	660	295	19,0
100	4"	150,0	0,8	5,5	1 000	270	23,0	760	295	20,0

PN 2,5

Jmenovitá světllost Nominal diameter	Jmenovitá světllost Nominal diameter	Laterální posuv Lateral movement	Laterální tuhost Lateral spring rate	Třecí moment Frictional moments
DN	DN	± mm	N/mm	N.m/bar
mm	inch			
125	5"	15,0	42,8	15,0
125	5"	25,0	30,1	14,0
125	5"	50,0	6,5	10,0
125	5"	75,0	4,2	9,2
125	5"	100,0	3,5	8,7
125	5"	150,0	2,2	7,4
150	6"	15,0	40,4	24,0
150	6"	25,0	27,5	23,0
150	6"	50,0	11,7	18,0
150	6"	75,0	6,4	16,0
150	6"	100,0	5,4	15,0
150	6"	150,0	2,8	12,0
200	8"	15,0	46,9	39,0
200	8"	25,0	32,4	36,0
200	8"	50,0	12,4	29,0
200	8"	75,0	6,7	24,0
200	8"	100,0	3,8	20,0
200	8"	150,0	2,5	18,0
250	10"	15,0	59,0	57,0
250	10"	25,0	40,1	52,0
250	10"	50,0	17,5	43,0
250	10"	75,0	8,9	35,0
250	10"	100,0	5,4	30,0
250	10"	150,0	3,3	25,0
300	12"	15,0	77,0	77,0
300	12"	25,0	47,3	69,0
300	12"	50,0	21,8	57,0
300	12"	75,0	10,6	46,0
300	12"	100,0	6,6	39,0
300	12"	150,0	3,3	30,0
350	14"	15,0	59,0	87,0
350	14"	25,0	34,7	76,0
350	14"	50,0	18,8	65,0
350	14"	75,0	8,0	50,0
350	14"	100,0	5,3	43,0
350	14"	150,0	2,8	34,0
400	16"	15,0	249,0	129,0
400	16"	25,0	148,0	115,0
400	16"	50,0	81,0	99,0
400	16"	75,0	35,0	77,0
400	16"	100,0	23,1	68,0
400	16"	150,0	12,2	54,0
500	20"	15,0	319,0	185,0
500	20"	25,0	228,0	172,0
500	20"	50,0	116,0	144,0
500	20"	75,0	53,0	114,0
500	20"	100,0	32,7	97,0
500	20"	150,0	16,0	75,0
600	24"	15,0	485,0	308,0
600	24"	25,0	250,0	264,0
600	24"	50,0	115,0	214,0
600	24"	75,0	59,0	174,0
600	24"	100,0	36,2	146,0
600	24"	150,0	19,4	116,0





MWL



MFL

Stavební délka Overall length	Šířka Width	Přibližná hmotnost App. weight	Stavební délka Overall length	Šířka Width	Přibližná hmotnost App. weight
mm	mm	kg	mm	mm	kg
580	300	20,0	340	325	18,0
620	300	21,0	380	325	19,0
800	300	24,0	560	325	22,0
900	300	27,0	660	325	24,0
950	300	28,0	710	325	25,0
1 100	300	31,0	860	325	29,0
620	345	26,0	380	375	23,0
670	345	28,0	430	375	24,0
820	345	33,0	580	375	29,0
970	345	37,0	730	375	34,0
1 020	345	39,0	780	375	35,0
1 270	345	47,0	1 030	375	43,0
650	400	38,0	410	430	31,0
700	400	40,0	460	430	33,0
880	400	47,0	640	430	40,0
1 050	400	54,0	810	430	47,0
1 250	400	60,0	1 010	430	55,0
1 450	400	70,0	1 210	430	65,0
680	455	48,0	440	485	41,0
740	455	51,0	500	485	44,0
910	455	59,0	670	485	52,0
1 110	455	70,0	870	485	60,0
1 310	455	80,0	1 070	485	70,0
1 560	455	90,0	1 320	485	85,0
700	520	65,0	460	550	53,0
780	520	70,0	540	550	58,0
950	520	80,0	710	550	70,0
1 180	520	95,0	940	550	85,0
1 380	520	110,0	1 140	550	100,0
1 780	520	135,0	1 540	550	125,0
750	570	75,0	510	600	70,0
850	570	85,0	610	600	75,0
1 000	570	95,0	760	600	85,0
1 300	570	115,0	1 060	600	110,0
1 500	570	130,0	1 260	600	125,0
1 900	570	160,0	1 660	600	155,0
820	640	115,0	540	680	95,0
920	640	120,0	640	680	105,0
1 070	640	135,0	790	680	120,0
1 370	640	160,0	1 090	680	145,0
1 570	640	175,0	1 290	680	160,0
1 970	640	210,0	1 690	680	195,0
880	745	160,0	600	785	130,0
950	745	165,0	670	785	140,0
1 130	745	185,0	850	785	155,0
1 430	745	215,0	1 150	785	190,0
1 680	745	240,0	1 400	785	215,0
2 180	745	295,0	1 900	785	270,0
880	875	195,0	600	925	165,0
1 030	875	215,0	750	925	180,0
1 280	875	245,0	1 000	925	215,0
1 580	875	285,0	1 300	925	255,0
1 880	875	325,0	1 600	925	290,0
2 380	875	390,0	2 100	925	355,0

PN 2,5

Jmenovitá světlost Nominal diameter	Jmenovitá světlost Nominal diameter	Laterální posuv Lateral movement	Laterální tuhost Lateral spring rate	Třecí moment Frictional moments	 MWL			 MFL		
DN	DN	± mm	N/mm	N.m/bar	Stavební délka Overall length	Šířka Width	Přibližná hmotnost App. weight	Stavební délka Overall length	Šířka Width	Přibližná hmotnost App. weight
mm	inch				mm	mm	kg	mm	mm	kg
700	28"	15,0	432,0	402,0	910	980	235,0	630	1 030	180,0
700	28"	25,0	205,0	337,0	1 090	980	265,0	810	1 030	210,0
700	28"	50,0	89,0	265,0	1 390	980	305,0	1 110	1 030	255,0
700	28"	75,0	41,5	207,0	1 790	980	365,0	1 510	1 030	315,0
700	28"	100,0	27,2	177,0	2 090	980	410,0	1 810	1 030	355,0
700	28"	150,0	14,2	138,0	2 690	980	500,0	2 410	1 030	445,0
800	32"	15,0	498,0	558,0	940	1 110	285,0	660	1 165	225,0
800	32"	25,0	198,0	445,0	1 190	1 110	330,0	910	1 165	265,0
800	32"	50,0	95,0	358,0	1 490	1 110	380,0	1 210	1 165	320,0
800	32"	75,0	41,3	270,0	1 990	1 110	465,0	1 710	1 165	405,0
800	32"	100,0	28,4	235,0	2 290	1 110	520,0	2 010	1 165	455,0
800	32"	150,0	13,5	175,0	3 090	1 110	655,0	2 810	1 165	590,0
900	36"	15,0	511,0	724,0	1 000	1 265	400,0	720	1 285	270,0
900	36"	25,0	192,0	564,0	1 300	1 265	460,0	1 020	1 285	330,0
900	36"	50,0	100,0	462,0	1 600	1 265	515,0	1 320	1 285	390,0
900	36"	75,0	40,8	339,0	2 200	1 265	630,0	1 920	1 285	505,0
900	36"	100,0	29,3	300,0	2 500	1 265	690,0	2 220	1 285	565,0
900	36"	150,0	13,8	222,0	3 400	1 265	865,0	3 120	1 285	735,0
1000	40"	15,0	923,0	945,0	1 280	1 285	405,0	1 200	1 405	460,0
1000	40"	25,0	335,0	717,0	1 630	1 285	480,0	1 550	1 405	535,0
1000	40"	50,0	186,0	594,0	1 930	1 285	545,0	1 850	1 405	600,0
1000	40"	75,0	73,0	425,0	2 630	1 285	695,0	2 550	1 405	750,0
1000	40"	100,0	54,0	378,0	2 930	1 285	760,0	2 850	1 405	815,0
1000	40"	150,0	27,1	285,0	3 830	1 285	955,0	3 750	1 405	1 010,0
1100	44"	15,0	1 005,0	1 196,0	1 310	1 500	550,0	1 230	1 525	525,0
1100	44"	25,0	365,0	905,0	1 680	1 500	640,0	1 600	1 525	615,0
1100	44"	50,0	192,0	736,0	2 030	1 500	725,0	1 950	1 525	700,0
1100	44"	75,0	80,0	535,0	2 730	1 500	890,0	2 650	1 525	865,0
1100	44"	100,0	55,0	463,0	3 130	1 500	990,0	3 050	1 525	960,0
1100	44"	150,0	30,9	365,0	3 930	1 500	1 180,0	3 850	1 525	1 155,0
1200	48"	15,0	1 011,0	1 460,0	1 350	1 615	745,0	1 260	1 650	640,0
1200	48"	25,0	354,0	1 097,0	1 750	1 615	875,0	1 660	1 650	770,0
1200	48"	50,0	178,0	878,0	2 150	1 615	1 005,0	2 060	1 650	900,0
1200	48"	75,0	65,0	606,0	3 050	1 615	1 295,0	2 960	1 650	1 190,0
1200	48"	100,0	55,0	567,0	3 250	1 615	1 360,0	3 160	1 650	1 255,0
1200	48"	150,0	33,3	463,0	3 950	1 615	1 585,0	3 860	1 650	1 480,0
1300	52"	15,0	776,0	1 756,0	1 440	1 730	850,0	1 360	1 770	765,0
1300	52"	25,0	283,0	1 338,0	1 840	1 730	990,0	1 760	1 770	905,0
1300	52"	50,0	145,0	1 081,0	2 240	1 730	1 130,0	2 160	1 770	1 045,0
1300	52"	75,0	54,0	754,0	3 140	1 730	1 445,0	3 060	1 770	1 360,0
1300	52"	100,0	45,5	707,0	3 340	1 730	1 515,0	3 260	1 770	1 430,0
1300	52"	150,0	27,8	579,0	4 040	1 730	1 765,0	3 960	1 770	1 675,0
1400	56"	15,0	821,0	1 470,0	1 490	1 770	1 195,0	1 410	1 785	1 190,0
1400	56"	25,0	318,0	1 116,0	1 890	1 770	1 345,0	1 810	1 785	1 340,0
1400	56"	50,0	156,0	878,0	2 340	1 770	1 515,0	2 260	1 785	1 510,0
1400	56"	75,0	61,0	615,0	3 240	1 770	1 855,0	3 160	1 785	1 850,0
1400	56"	100,0	39,1	513,0	3 840	1 770	2 080,0	3 760	1 785	2 075,0
1400	56"	150,0	28,7	450,0	4 340	1 770	2 270,0	4 260	1 785	2 265,0
1500	60"	15,0	866,0	1 752,0	1 580	1 885	1 345,0	1 510	1 920	1 420,0
1500	60"	25,0	354,0	1 346,0	1 980	1 885	1 510,0	1 910	1 920	1 580,0
1500	60"	50,0	168,0	1 043,0	2 480	1 885	1 715,0	2 410	1 920	1 785,0
1500	60"	75,0	63,0	720,0	3 480	1 885	2 120,0	3 410	1 920	2 190,0
1500	60"	100,0	41,9	607,0	4 080	1 885	2 365,0	4 010	1 920	2 435,0
1500	60"	150,0	29,7	525,0	4 680	1 885	2 610,0	4 610	1 920	2 680,0

PN 2,5

Jmenovitá světlost Nominal diameter	Jmenovitá světlost Nominal diameter	Laterální posuv Lateral movement	Laterální tuhost Lateral spring rate	Třecí moment Frictional moments
DN	DN	± mm	N/mm	N.m/bar
mm	inch			
1600	64"	15,0	911,0	2 058,0
1600	64"	50,0	160,0	1 174,0
1600	64"	75,0	66,0	833,0
1600	64"	100,0	44,7	709,0
1600	64"	150,0	30,7	605,0
1800	72"	15,0	1 128,0	2 668,0
1800	72"	25,0	504,0	2 095,0
1800	72"	50,0	201,0	1 523,0
1800	72"	75,0	81,0	1 065,0
1800	72"	100,0	59,0	937,0
1800	72"	150,0	35,9	756,0
2000	80"	15,0	1 358,0	3 368,0
2000	80"	25,0	685,0	2 741,0
2000	80"	50,0	247,0	1 923,0
2000	80"	75,0	103,0	1 363,0
2000	80"	100,0	72,0	1 176,0
2000	80"	150,0	79,0	907,0
2200	88"	15,0	2 344,0	3 789,0
2200	88"	25,0	1 534,0	3 316,0
2200	88"	50,0	721,0	2 553,0
2200	88"	75,0	254,0	1 703,0
2200	88"	100,0	180,0	1 476,0
2200	88"	150,0	80,0	1 039,0
2400	96"	15,0	2 279,0	3 868,0
2400	96"	25,0	1 412,0	3 307,0
2400	96"	50,0	694,0	2 564,0
2400	96"	75,0	227,0	1 642,0
2400	96"	100,0	174,0	1 466,0
2400	96"	150,0	72,0	997,0
2600	104"	15,0	1 326,0	4 703,0
2600	104"	25,0	780,0	3 948,0
2600	104"	50,0	398,0	3 096,0
2600	104"	75,0	241,0	2 547,0
2600	104"	100,0	100,0	1 764,0
2600	104"	150,0	39,1	1 166,0
2800	112"	15,0	1 831,0	5 604,0
2800	112"	25,0	1 031,0	4 628,0
2800	112"	50,0	499,0	3 548,0
2800	112"	75,0	314,0	2 956,0
2800	112"	100,0	136,0	2 086,0
2800	112"	150,0	51,0	1 347,0
3000	120"	15,0	1 580,0	5 693,0
3000	120"	25,0	925,0	4 744,0
3000	120"	50,0	428,0	3 558,0
3000	120"	75,0	261,0	2 919,0
3000	120"	100,0	126,0	2 148,0
3000	120"	150,0	45,0	1 355,0
3200	128"	15,0	1 435,0	6 241,0
3200	128"	25,0	668,0	4 744,0
3200	128"	50,0	443,0	4 050,0
3200	128"	75,0	279,0	3 362,0
3200	128"	100,0	146,0	2 555,0
3200	128"	150,0	62,0	1 748,0



MWL

Stavební délka Overall length	Šířka Width	Přibližná hmotnost App. weight
mm	mm	kg
1 670	2 000	1 510,0
2 720	2 000	1 965,0
3 720	2 000	2 405,0
4 320	2 000	2 665,0
5 020	2 000	2 975,0
1 760	2 215	1 820,0
2 160	2 215	2 020,0
2 860	2 215	2 365,0
3 960	2 215	2 905,0
4 460	2 215	3 155,0
5 460	2 215	3 645,0
1 830	2 430	2 100,0
2 180	2 430	2 290,0
2 980	2 430	2 730,0
4 080	2 430	3 335,0
4 680	2 430	3 665,0
5 990	2 430	4 485,0
2 100	2 645	2 475,0
2 350	2 645	2 625,0
2 950	2 645	2 990,0
4 250	2 645	3 780,0
4 850	2 645	4 145,0
6 750	2 645	5 295,0
2 230	2 815	2 740,0
2 530	2 815	2 935,0
3 130	2 815	3 335,0
4 630	2 815	4 330,0
5 130	2 815	4 660,0
7 330	2 815	6 120,0
2 310	3 030	2 930,0
2 660	3 030	3 180,0
3 260	3 030	3 615,0
3 860	3 030	4 050,0
5 360	3 030	5 130,0
7 860	3 030	6 940,0
2 410	3 245	3 265,0
2 810	3 245	3 580,0
3 510	3 245	4 130,0
4 110	3 245	4 595,0
5 610	3 245	5 770,0
8 410	3 245	7 960,0
2 580	3 430	3 975,0
2 980	3 430	4 315,0
3 780	3 430	4 990,0
4 480	3 430	5 580,0
5 880	3 430	6 765,0
8 980	3 430	9 385,0
2 830	3 645	4 585,0
3 530	3 645	5 225,0
4 030	3 645	5 675,0
4 730	3 645	6 315,0
6 030	3 645	7 495,0
8 530	3 645	9 765,0



MFL

Stavební délka Overall length	Šířka Width	Přibližná hmotnost App. weight
mm	mm	kg
1 600	2 040	1 595,0
2 650	2 040	2 055,0
3 650	2 040	2 490,0
4 250	2 040	2 755,0
4 950	2 040	3 060,0
1 690	2 265	2 040,0
2 090	2 265	2 235,0
2 790	2 265	2 580,0
3 890	2 265	3 125,0
4 390	2 265	3 370,0
5 390	2 265	3 865,0
1 770	2 485	2 410,0
2 120	2 485	2 605,0
2 920	2 485	3 045,0
4 020	2 485	3 650,0
4 620	2 485	3 980,0
5 930	2 485	4 800,0
2 040	2 720	3 020,0
2 290	2 720	3 170,0
2 890	2 720	3 535,0
4 190	2 720	4 320,0
4 790	2 720	4 685,0
6 690	2 720	5 835,0
2 180	2 880	3 385,0
2 480	2 880	3 585,0
3 080	2 880	3 980,0
4 580	2 880	4 975,0
5 080	2 880	5 305,0
7 280	2 880	6 765,0
2 270	3 100	3 735,0
2 620	3 100	3 990,0
3 220	3 100	4 420,0
3 820	3 100	4 855,0
5 320	3 100	5 940,0
7 820	3 100	7 745,0
2 370	3 345	4 380,0
2 770	3 345	4 695,0
3 470	3 345	5 245,0
4 070	3 345	5 710,0
5 570	3 345	6 885,0
8 370	3 345	9 075,0
2 540	3 525	4 940,0
2 940	3 525	5 275,0
3 740	3 525	5 950,0
4 440	3 525	6 545,0
5 840	3 525	7 725,0
8 940	3 525	10 345,0
2 800	3 745	5 850,0
3 500	3 745	6 485,0
4 000	3 745	6 940,0
4 700	3 745	7 575,0
6 000	3 745	8 755,0
8 500	3 745	11 030,0