





PN 10

Jmenovitá světlost Nominal diameter		Úhlový posuv Angular movement	Ohybová tuhost Angular spring rate	Třecí moment Frictional moments	 MWC			 MFC		
DN mm	DN inch				Stavební délka Overall length	Šířka Width	Přibližná hmotnost App. weight	Stavební délka Overall length	Šířka Width	Přibližná hmotnost App. weight
		± deg (°)	N.m/°	N.m/bar	mm	mm	kg	mm	mm	kg
50	2"	6,0	1,6	0,4	300	245	15,0	140	250	13,0
50	2"	12,0	0,8	0,4	330	245	15,0	220	250	14,0
65	2 1/2"	6,0	1,5	0,6	360	270	20,0	170	275	16,0
65	2 1/2"	12,0	0,8	0,6	390	270	20,0	240	275	17,0
80	3"	3,0	2,1	0,8	350	270	21,0	150	275	18,0
80	3"	6,0	1,3	0,8	360	270	21,0	190	275	19,0
80	3"	12,0	0,9	0,8	390	270	22,0	270	275	20,0
100	4"	3,0	10,0	1,4	380	340	33,0	170	345	27,0
100	4"	6,0	5,5	1,4	400	340	33,0	220	345	29,0
100	4"	12,0	3,8	1,4	440	340	34,0	310	345	32,0
125	5"	3,0	35,0	2,7	380	365	38,0	180	370	33,0
125	5"	6,0	19,0	2,7	400	365	38,0	220	370	34,0
125	5"	12,0	13,0	2,7	440	365	40,0	330	370	38,0
150	6"	3,0	66,0	3,8	390	410	54,0	180	415	47,0
150	6"	6,0	37,0	3,8	410	410	54,0	240	415	50,0
150	6"	12,0	25,0	3,8	450	410	56,0	350	415	55,0
200	8"	3,0	83,0	8,3	420	445	75,0	200	455	60,0
200	8"	6,0	46,0	6,3	440	445	75,0	260	455	65,0
200	8"	12,0	32,0	6,3	490	445	80,0	804	557	70,0
250	10"	3,0	132,0	9,6	440	560	105,0	230	570	90,0
250	10"	6,0	73,0	9,6	470	560	105,0	290	570	95,0
250	10"	12,0	51,0	9,6	530	560	110,0	430	570	105,0
300	12"	2,0	280,0	20,0	480	610	145,0	230	620	115,0
300	12"	4,0	156,0	20,0	500	610	145,0	280	620	120,0
300	12"	6,0	108,0	20,0	520	610	150,0	380	620	135,0
350	14"	2,0	279,0	24,0	480	660	170,0	240	670	145,0
350	14"	4,0	155,0	24,0	500	660	170,0	300	670	150,0
350	14"	6,0	107,0	24,0	530	660	175,0	400	670	165,0
400	16"	2,0	449,0	32,0	590	740	270,0	310	750	210,0
400	16"	4,0	321,0	32,0	620	740	275,0	360	750	220,0
400	16"	6,0	204,0	32,0	650	740	275,0	450	750	230,0
500	20"	2,0	1 019,0	49,0	660	840	405,0	370	850	335,0
500	20"	4,0	728,0	49,0	690	840	410,0	430	850	350,0
500	20"	6,0	463,0	49,0	720	840	420,0	480	850	360,0
600	24"	2,0	1 546,0	93,0	700	985	590,0	400	1 000	485,0
600	24"	4,0	1 104,0	93,0	740	985	600,0	470	1 000	505,0
600	24"	6,0	703,0	93,0	780	985	610,0	530	1 000	520,0
700	28"	1,5	3 742,0	126,0	750	1 120	885,0	430	1 140	675,0
700	28"	2,0	2 495,0	126,0	760	1 120	890,0	450	1 140	685,0
700	28"	4,0	1 663,0	126,0	800	1 120	905,0	520	1 140	715,0
800	32"	1,5	4 979,0	204,0	790	1 230	1 230,0	470	1 250	940,0
800	32"	2,0	3 320,0	204,0	800	1 230	1 235,0	490	1 250	950,0
800	32"	4,0	2 213,0	204,0	850	1 230	1 260,0	570	1 250	990,0
900	36"	1,5	6 356,0	308,0	1 200	1 430	1 695,0	1 400	1 430	2 180,0
900	36"	2,0	4 237,0	308,0	1 210	1 430	1 700,0	1 420	1 430	2 190,0
900	36"	4,0	2 825,0	308,0	1 270	1 430	1 730,0	1 470	1 430	2 220,0
1000	40"	1,5	7 807,0	442,0	1 280	1 530	2 060,0	1 530	1 530	2 655,0
1000	40"	2,0	5 205,0	442,0	1 300	1 530	2 070,0	1 540	1 530	2 665,0
1000	40"	3,0	3 470,0	442,0	1 330	1 530	2 095,0	1 570	1 530	2 690,0

PN 10

Jmenovitá světlost Nominal diameter	Jmenovitá světlost Nominal diameter	Úhlový posuv Angular movement	Ohybová tuhost Angular spring rate	Třecí moment Frictional moments	 MWC			 MFC		
DN	DN	± deg (°)	N.m/°	N.m/bar	Stavební délka Overall length	Šířka Width	Přibližná hmotnost App. weight	Stavební délka Overall length	Šířka Width	Přibližná hmotnost App. weight
mm	inch				mm	mm	kg	mm	mm	kg
1100	44"	1,5	9 460,0	611,0	1 360	1 635	2 550,0	1 630	1 635	3 345,0
1100	44"	2,0	6 306,0	611,0	1 380	1 635	2 565,0	1 650	1 635	3 360,0
1100	44"	3,0	4 204,0	611,0	1 410	1 635	2 590,0	1 680	1 635	3 390,0
1200	48"	1,5	10 231,0	724,0	1 460	1 735	2 835,0	1 730	1 735	3 740,0
1200	48"	2,0	9 821,0	724,0	1 480	1 735	2 855,0	1 750	1 735	3 760,0
1200	48"	3,0	4 547,0	724,0	1 510	1 735	2 880,0	1 790	1 735	3 795,0
1300	52"	1,0	12 323,0	858,0	1 590	1 895	3 720,0	1 850	1 895	4 770,0
1300	52"	1,5	9 243,0	858,0	1 610	1 895	3 740,0	1 870	1 895	4 790,0
1300	52"	3,0	6 162,0	858,0	1 670	1 895	3 795,0	1 930	1 895	4 855,0
1400	56"	1,0	25 041,0	1 237,0	1 760	1 995	4 345,0	1 940	1 995	5 455,0
1400	56"	1,5	18 781,0	1 237,0	1 780	1 995	4 370,0	1 960	1 995	5 480,0
1400	56"	3,0	12 521,0	1 237,0	1 840	1 995	4 435,0	2 020	1 995	5 550,0
1500	60"	1,0	30 530,0	1 412,0	1 880	2 095	5 040,0	2 070	2 095	6 385,0
1500	60"	1,5	22 898,0	1 412,0	1 900	2 095	5 070,0	2 090	2 095	6 415,0
1500	60"	3,0	15 265,0	1 412,0	1 960	2 095	5 140,0	2 150	2 095	6 490,0
1600	64"	1,0	36 770,0	1 598,0	1 980	2 195	5 745,0	2 190	2 195	7 295,0
1600	64"	1,5	22 062,0	1 598,0	2 000	2 195	5 790,0	2 220	2 195	7 350,0
1600	64"	3,0	18 385,0	1 598,0	2 070	2 195	5 865,0	2 280	2 195	7 420,0
1800	72"	1,0	51 518,0	2 402,0	2 180	2 420	8 585,0	2 490	2 420	10 495,0
1800	72"	1,5	30 911,0	2 402,0	2 210	2 420	8 630,0	2 520	2 420	10 545,0
1800	72"	3,0	25 759,0	2 402,0	2 280	2 420	8 730,0	2 590	2 420	10 655,0
2000	80"	1,0	69 966,0	2 945,0	2 300	2 690	10 480,0	2 760	2 690	13 135,0
2000	80"	1,5	41 980,0	2 945,0	2 330	2 690	10 535,0	2 790	2 690	13 195,0
2000	80"	3,0	34 983,0	2 945,0	2 410	2 690	10 650,0	2 870	2 690	13 325,0
2200	88"	1,0	92 883,0	4 137,0	2 520	2 910	12 255,0	1 260	2 910	12 750,0
2200	88"	1,5	55 730,0	4 137,0	2 550	2 910	12 320,0	1 290	2 910	12 820,0
2200	88"	3,0	46 441,0	4 137,0	2 640	2 910	12 475,0	1 380	2 910	12 985,0
2400	96"	1,0	99 037,0	4 913,0	2 740	3 135	15 915,0	1 350	3 135	16 190,0
2400	96"	1,5	59 422,0	4 913,0	2 770	3 135	15 995,0	1 380	3 135	16 275,0
2400	96"	3,0	49 519,0	4 913,0	2 870	3 135	16 185,0	1 480	3 135	16 485,0