

PN 25

Jmenovitá světllost Nominal diameter	Jmenovitá světllost Nominal diameter	Laterální posuv Lateral movement	Laterální tuhost Lateral spring rate	Třecí moment Frictional moments	Stavební délka Overall length	Šířka Width	Přibližná hmotnost App. weight	Stavební délka Overall length	Šířka Width	Přibližná hmotnost App. weight
DN	DN	± mm	N/mm	N.m/bar	mm	mm	kg	mm	mm	kg
mm	inch									
32	1 1/4"	15,0	4,1	2,6	390	220	8,5	210	250	7,6
32	1 1/4"	25,0	2,3	2,4	430	220	8,8	250	250	7,8
32	1 1/4"	50,0	0,8	1,9	530	220	9,4	350	250	8,5
32	1 1/4"	75,0	0,6	1,8	570	220	9,7	390	250	8,8
32	1 1/4"	100,0	0,3	1,5	680	220	10,0	500	250	9,5
32	1 1/4"	150,0	0,1	1,2	880	220	12,0	700	250	11,0
40	1 1/2"	15,0	4,0	3,0	420	230	9,6	240	260	8,5
40	1 1/2"	25,0	3,0	2,8	440	230	9,7	260	260	8,6
40	1 1/2"	50,0	1,1	2,3	550	230	11,0	370	260	9,4
40	1 1/2"	75,0	0,6	2,0	640	230	11,0	460	260	10,0
40	1 1/2"	100,0	0,4	1,8	720	230	12,0	540	260	11,0
40	1 1/2"	150,0	0,2	1,4	940	230	13,0	760	260	12,0
50	2"	15,0	11,8	4,8	440	245	13,0	260	275	11,0
50	2"	25,0	6,7	4,3	490	245	14,0	310	275	11,0
50	2"	50,0	2,2	3,3	640	245	15,0	460	275	12,0
50	2"	75,0	1,3	2,9	740	245	16,0	560	275	13,0
50	2"	100,0	0,9	2,5	840	245	17,0	660	275	14,0
50	2"	150,0	0,5	2,1	1 040	245	18,0	860	275	16,0
65	2 1/2"	15,0	10,6	6,8	450	265	16,0	270	295	14,0
65	2 1/2"	25,0	4,7	5,8	530	265	17,0	350	295	15,0
65	2 1/2"	50,0	2,1	4,8	650	265	19,0	470	295	16,0
65	2 1/2"	75,0	1,0	3,9	800	265	20,0	620	295	18,0
65	2 1/2"	100,0	0,6	3,3	950	265	22,0	770	295	20,0
65	2 1/2"	150,0	0,4	2,7	1 150	265	25,0	970	295	22,0
80	3"	15,0	10,8	9,1	480	280	19,0	300	310	17,0
80	3"	25,0	5,3	7,9	560	280	20,0	380	310	18,0
80	3"	50,0	2,3	6,3	700	280	22,0	520	310	20,0
80	3"	75,0	1,2	5,2	860	280	25,0	680	310	23,0
80	3"	100,0	0,8	4,6	960	280	26,0	780	310	24,0
80	3"	150,0	0,4	3,7	1 210	280	30,0	1 030	310	28,0
100	4"	15,0	34,8	14,0	620	335	33,0	380	375	26,0
100	4"	25,0	18,9	13,0	700	335	35,0	460	375	28,0
100	4"	50,0	8,4	11,0	850	335	38,0	610	375	31,0
100	4"	75,0	4,7	9,0	1 000	335	41,0	760	375	34,0
100	4"	100,0	3,2	8,0	1 130	335	44,0	890	375	37,0
100	4"	150,0	1,7	6,5	1 400	335	49,0	1 160	375	42,0
125	5"	15,0	93,0	20,0	650	370	42,0	410	410	34,0
125	5"	25,0	65,0	19,0	700	370	43,0	460	410	36,0
125	5"	50,0	29,0	16,0	850	370	47,0	610	410	40,0
125	5"	75,0	13,9	13,0	1 050	370	53,0	810	410	45,0
125	5"	100,0	10,2	11,0	1 160	370	56,0	920	410	48,0
125	5"	150,0	4,9	8,9	1 500	370	65,0	1 260	410	57,0
150	6"	15,0	162,0	32,0	680	420	60,0	440	470	48,0
150	6"	25,0	73,0	27,0	810	420	65,0	570	470	52,0
150	6"	50,0	42,9	24,0	930	420	70,0	690	470	57,0
150	6"	75,0	22,1	20,0	1 130	420	75,0	890	470	65,0
150	6"	100,0	15,1	17,0	1 280	420	80,0	1 040	470	70,0
150	6"	150,0	6,5	13,0	1 730	420	100,0	1 490	470	85,0
200	8"	15,0	191,0	56,0	710	510	95,0	470	565	70,0
200	8"	25,0	80,0	47,0	860	510	105,0	620	565	80,0
200	8"	50,0	36,6	38,0	1 060	510	115,0	820	565	90,0
200	8"	75,0	20,9	33,0	1 260	510	125,0	1 020	565	100,0
200	8"	100,0	13,5	28,0	1 460	510	135,0	1 220	565	110,0
200	8"	150,0	5,3	20,0	2 060	510	165,0	1 820	565	145,0





MWL





MFL

PN 25

Jmenovitá světlost Nominal diameter	Jmenovitá světlost Nominal diameter	Laterální posuv Lateral movement	Laterální tuhost Lateral spring rate	Třecí moment Frictional moments	 MWL			 MFL		
DN	DN				Stavební délka Overall length	Šířka Width	Přibližná hmotnost App. weight	Stavební délka Overall length	Šířka Width	Přibližná hmotnost App. weight
mm	inch	± mm	N/mm	N.m/bar	mm	mm	kg	mm	mm	kg
250	10"	15,0	234,0	87,0	760	575	130,0	520	635	95,0
250	10"	25,0	107,0	74,0	910	575	140,0	670	635	105,0
250	10"	50,0	48,6	60,0	1 130	575	155,0	890	635	120,0
250	10"	75,0	25,8	50,0	1 380	575	175,0	1 140	635	140,0
250	10"	100,0	17,5	44,0	1 580	575	190,0	1 340	635	155,0
250	10"	150,0	7,4	32,0	2 180	575	230,0	1 940	635	200,0
300	12"	15,0	277,0	124,0	800	650	170,0	560	715	125,0
300	12"	25,0	133,0	106,0	950	650	185,0	710	715	140,0
300	12"	50,0	58,0	86,0	1 200	650	205,0	960	715	160,0
300	12"	75,0	24,2	65,0	1 600	650	240,0	1 360	715	195,0
300	12"	100,0	15,1	56,0	1 900	650	270,0	1 660	715	220,0
300	12"	150,0	8,3	44,0	2 400	650	315,0	2 160	715	265,0
350	14"	15,0	236,0	150,0	860	735	245,0	620	805	175,0
350	14"	25,0	114,0	129,0	1 020	735	265,0	780	805	190,0
350	14"	50,0	51,0	105,0	1 280	735	290,0	1 040	805	215,0
350	14"	75,0	20,1	79,0	1 740	735	335,0	1 500	805	260,0
350	14"	100,0	13,0	68,0	2 040	735	365,0	1 800	805	290,0
350	14"	150,0	6,7	53,0	2 640	735	425,0	2 400	805	350,0
400	16"	15,0	594,0	194,0	960	815	345,0	680	895	230,0
400	16"	25,0	278,0	166,0	1 140	815	365,0	860	895	250,0
400	16"	50,0	130,0	137,0	1 400	815	395,0	1 120	895	280,0
400	16"	75,0	47,3	101,0	1 940	815	455,0	1 660	895	340,0
400	16"	100,0	28,2	85,0	2 340	815	500,0	2 060	895	385,0
400	16"	150,0	15,7	68,0	2 940	815	570,0	2 660	895	455,0
500	20"	15,0	687,0	303,0	1 060	955	515,0	780	1 045	340,0
500	20"	25,0	393,0	269,0	1 210	955	540,0	930	1 045	365,0
500	20"	50,0	131,0	202,0	1 660	955	620,0	1 380	1 045	445,0
500	20"	75,0	69,0	166,0	2 060	955	690,0	1 780	1 045	515,0
500	20"	100,0	38,1	135,0	2 560	955	775,0	2 280	1 045	605,0
500	20"	150,0	19,2	104,0	3 360	955	915,0	3 080	1 045	745,0
600	24"	15,0	920,0	490,0	1 110	1 125	1 325,0	830	1 235	945,0
600	24"	25,0	510,0	434,0	1 280	1 125	1 370,0	1 000	1 235	990,0
600	24"	50,0	165,0	325,0	1 780	1 125	1 500,0	1 500	1 235	1 120,0
600	24"	75,0	72,0	250,0	2 380	1 125	1 655,0	2 100	1 235	1 275,0
600	24"	100,0	47,6	217,0	2 780	1 125	1 760,0	2 500	1 235	1 380,0
600	24"	150,0	22,2	162,0	3 780	1 125	2 015,0	3 500	1 235	1 640,0
700	28"	15,0	1 468,0	539,0	1 160	1 185	1 465,0	880	1 275	970,0
700	28"	25,0	670,0	452,0	1 410	1 185	1 530,0	1 130	1 275	1 040,0
700	28"	50,0	245,0	343,0	1 910	1 185	1 660,0	1 630	1 275	1 170,0
700	28"	75,0	113,0	265,0	2 510	1 185	1 820,0	2 230	1 275	1 325,0
700	28"	100,0	70,0	223,0	3 010	1 185	1 950,0	2 730	1 275	1 455,0
700	28"	150,0	32,6	166,0	4 110	1 185	2 235,0	3 830	1 275	1 745,0
800	32"	15,0	1 627,0	744,0	1 230	1 345	2 010,0	950	1 450	1 325,0
800	32"	25,0	786,0	633,0	1 480	1 345	2 090,0	1 200	1 450	1 400,0
800	32"	50,0	280,0	476,0	2 030	1 345	2 260,0	1 750	1 450	1 570,0
800	32"	75,0	135,0	375,0	2 630	1 345	2 445,0	2 350	1 450	1 755,0
800	32"	100,0	79,0	309,0	3 230	1 345	2 630,0	2 950	1 450	1 945,0
800	32"	150,0	38,7	234,0	4 330	1 345	2 970,0	4 050	1 450	2 285,0
900	36"	15,0	1 496,0	914,0	1 990	1 380	1 775,0	1 940	1 520	2 295,0
900	36"	25,0	792,0	770,0	2 240	1 380	1 880,0	2 190	1 520	2 405,0
900	36"	50,0	271,0	547,0	2 890	1 380	2 160,0	2 840	1 520	2 680,0
900	36"	75,0	155,0	447,0	3 390	1 380	2 370,0	3 340	1 520	2 895,0
900	36"	100,0	86,0	356,0	4 090	1 380	2 670,0	4 040	1 520	3 190,0
900	36"	150,0	44,2	270,0	5 190	1 380	3 135,0	5 140	1 520	3 660,0

PN 25

Jmenovitá světllost Nominal diameter	Jmenovitá světllost Nominal diameter	Laterální posuv Lateral movement	Laterální tuhost Lateral spring rate	Třecí moment Frictional moments	 MWL			 MFL		
DN	DN	± mm	N/mm	N.m/bar	Stavební délka Overall length	Šířka Width	Přibližná hmotnost App. weight	Stavební délka Overall length	Šířka Width	Přibližná hmotnost App. weight
mm	inch				mm	mm	kg	mm	mm	kg
1000	40"	15,0	2 168,0	1 168,0	2 130	1 530	2 165,0	2 090	1 685	2 900,0
1000	40"	25,0	1 105,0	974,0	2 410	1 530	2 300,0	2 370	1 685	3 035,0
1000	40"	50,0	374,0	688,0	3 110	1 530	2 635,0	3 070	1 685	3 370,0
1000	40"	75,0	203,0	550,0	3 710	1 530	2 920,0	3 670	1 685	3 660,0
1000	40"	100,0	118,0	446,0	4 410	1 530	3 255,0	4 370	1 685	3 995,0
1000	40"	150,0	60,0	336,0	5 610	1 530	3 830,0	5 570	1 685	4 570,0
1100	44"	15,0	2 490,0	1 309,0	2 230	1 610	2 660,0	2 200	1 765	3 475,0
1100	44"	25,0	1 342,0	1 105,0	2 490	1 610	2 800,0	2 460	1 765	3 610,0
1100	44"	50,0	383,0	731,0	3 340	1 610	3 255,0	3 310	1 765	4 065,0
1100	44"	75,0	208,0	581,0	3 990	1 610	3 600,0	3 960	1 765	4 410,0
1100	44"	100,0	126,0	475,0	4 690	1 610	3 970,0	4 660	1 765	4 785,0
1100	44"	150,0	58,0	342,0	6 190	1 610	4 770,0	6 160	1 765	5 580,0
1200	48"	15,0	2 402,0	1 601,0	2 330	1 740	3 325,0	2 310	1 895	4 390,0
1200	48"	25,0	1 084,0	1 279,0	2 700	1 740	3 600,0	2 680	1 895	4 665,0
1200	48"	50,0	351,0	874,0	3 550	1 740	4 225,0	3 530	1 895	5 290,0
1200	48"	75,0	191,0	693,0	4 250	1 740	4 745,0	4 230	1 895	5 810,0
1200	48"	100,0	120,0	575,0	4 950	1 740	5 260,0	4 930	1 895	6 325,0
1200	48"	150,0	55,0	413,0	6 550	1 740	6 445,0	6 530	1 895	7 510,0
1300	52"	15,0	4 559,0	1 726,0	2 470	1 820	4 865,0	2 450	1 980	5 890,0
1300	52"	25,0	2 098,0	1 382,0	2 840	1 820	5 175,0	2 820	1 980	6 200,0
1300	52"	50,0	640,0	921,0	3 770	1 820	5 945,0	3 750	1 980	6 965,0
1300	52"	75,0	385,0	758,0	4 370	1 820	6 440,0	4 350	1 980	7 465,0
1300	52"	100,0	215,0	599,0	5 270	1 820	7 185,0	5 250	1 980	8 210,0
1300	52"	150,0	99,0	429,0	6 970	1 820	8 590,0	6 950	1 980	9 615,0
1400	56"	15,0	6 387,0	2 032,0	2 600	1 940	5 805,0	2 580	2 120	7 060,0
1400	56"	25,0	3 175,0	1 662,0	2 950	1 940	6 185,0	2 930	2 120	7 435,0
1400	56"	50,0	932,0	1 094,0	3 950	1 940	7 265,0	3 930	2 120	8 515,0
1400	56"	75,0	573,0	908,0	4 550	1 940	7 910,0	4 530	2 120	9 165,0
1400	56"	100,0	310,0	707,0	5 550	1 940	8 990,0	5 530	2 120	10 245,0
1400	56"	150,0	142,0	506,0	7 350	1 940	10 935,0	7 330	2 120	12 190,0
1500	60"	15,0	6 939,0	2 080,0	2 730	2 020	7 220,0	2 700	2 200	8 335,0
1500	60"	25,0	3 566,0	1 711,0	3 080	2 020	1 730,0	3 050	2 200	8 745,0
1500	60"	50,0	1 040,0	1 116,0	4 130	2 020	8 860,0	4 100	2 200	9 975,0
1500	60"	75,0	609,0	906,0	4 830	2 020	9 675,0	4 800	2 200	10 795,0
1500	60"	100,0	341,0	714,0	5 830	2 020	10 850,0	5 800	2 200	11 965,0
1500	60"	150,0	156,0	509,0	7 730	2 020	13 075,0	7 700	2 200	14 190,0
1600	64"	15,0	7 493,0	2 441,0	2 820	2 140	7 800,0	2 800	2 340	9 240,0
1600	64"	25,0	3 968,0	2 023,0	3 170	2 140	8 245,0	3 150	2 340	9 685,0
1600	64"	50,0	1 150,0	1 315,0	4 270	2 140	9 645,0	4 250	2 340	11 090,0
1600	64"	75,0	644,0	1 048,0	5 070	2 140	10 665,0	5 050	2 340	12 110,0
1600	64"	100,0	373,0	836,0	6 070	2 140	11 940,0	6 050	2 340	13 380,0
1600	64"	150,0	170,0	595,0	8 070	2 140	14 485,0	8 050	2 340	15 930,0