





PN 2,5

Jmenovitá světlost Nominal diameter		Úhlový posuv Angular movement	Ohybová tuhost Angular spring rate	Třecí moment Frictional moments	 MWC			 MFC		
DN	DN	± deg (°)	N.m/°	N.m/bar	Stavební délka Overall length	Šířka Width	Přibližná hmotnost App. weight	Stavební délka Overall length	Šířka Width	Přibližná hmotnost App. weight
mm	inch				mm	mm	kg	mm	mm	kg
50	2"	6,0	0,8	0,3	290	245	10,0	130	250	9,0
50	2"	12,0	0,4	0,3	320	245	10,0	210	250	10,0
65	2 1/2"	6,0	0,8	0,5	340	270	13,0	140	275	11,0
65	2 1/2"	12,0	0,4	0,5	370	270	13,0	230	275	12,0
80	3"	3,0	1,0	0,7	330	270	16,0	130	275	14,0
80	3"	6,0	0,6	0,7	340	270	16,0	180	275	15,0
80	3"	12,0	0,4	0,7	370	270	16,0	260	275	16,0
100	4"	3,0	4,9	1,1	350	340	23,0	150	345	20,0
100	4"	6,0	2,7	1,1	370	340	23,0	210	345	22,0
100	4"	12,0	1,9	1,1	410	340	24,0	300	345	24,0
125	5"	3,0	17,0	2,0	350	365	27,0	150	370	25,0
125	5"	6,0	9,6	2,0	370	365	27,0	220	370	26,0
125	5"	12,0	6,7	2,0	410	365	28,0	320	370	29,0
150	6"	3,0	33,0	2,8	360	410	39,0	160	415	35,0
150	6"	6,0	18,0	2,8	380	410	39,0	230	415	38,0
150	6"	12,0	13,0	2,8	420	410	41,0	340	415	42,0
200	8"	3,0	41,0	4,7	380	445	54,0	170	455	45,0
200	8"	6,0	23,0	4,7	400	445	54,0	250	455	48,0
200	8"	12,0	16,0	4,7	450	445	56,0	370	455	55,0
250	10"	3,0	66,0	7,2	410	560	75,0	200	570	65,0
250	10"	6,0	36,0	7,2	440	560	75,0	280	570	70,0
250	10"	12,0	25,0	7,2	500	560	80,0	420	570	80,0
300	12"	2,0	92,0	13,0	420	610	100,0	190	620	80,0
300	12"	4,0	51,0	13,0	440	610	100,0	270	620	90,0
300	12"	6,0	36,0	13,0	460	610	95,0	360	620	95,0
350	14"	2,0	92,0	16,0	420	660	110,0	190	670	100,0
350	14"	4,0	51,0	16,0	440	660	110,0	290	670	105,0
350	14"	6,0	35,0	16,0	470	660	110,0	390	670	115,0
400	16"	2,0	223,0	21,0	510	740	180,0	250	750	155,0
400	16"	4,0	160,0	21,0	540	740	180,0	310	750	160,0
400	16"	6,0	102,0	21,0	570	740	180,0	440	750	175,0
500	20"	2,0	540,0	33,0	580	840	250,0	300	850	210,0
500	20"	4,0	386,0	33,0	610	840	250,0	350	850	215,0
500	20"	6,0	246,0	33,0	640	840	255,0	460	850	230,0
600	24"	2,0	820,0	69,0	600	940	315,0	320	950	265,0
600	24"	4,0	585,0	69,0	640	940	320,0	380	950	275,0
600	24"	6,0	373,0	69,0	680	940	325,0	480	950	295,0
700	28"	1,5	1 440,0	94,0	640	1 050	445,0	350	1 060	365,0
700	28"	2,0	960,0	94,0	650	1 050	445,0	370	1 060	365,0
800	32"	1,5	1 918,0	162,0	660	1 150	530,0	380	1 160	440,0
800	32"	2,0	1 278,0	162,0	670	1 150	530,0	400	1 160	445,0
800	32"	4,0	852,0	162,0	720	1 150	540,0	470	1 160	460,0
900	36"	1,5	2 449,0	255,0	700	1 350	740,0	410	1 360	580,0
900	36"	2,0	1 633,0	255,0	720	1 350	745,0	430	1 360	585,0
900	36"	4,0	1 088,0	255,0	770	1 350	755,0	520	1 360	605,0
1000	40"	1,5	3 886,0	315,0	940	1 445	850,0	870	1 445	1 065,0
1000	40"	2,0	2 590,0	315,0	950	1 445	850,0	890	1 445	1 070,0
1000	40"	3,0	1 727,0	315,0	980	1 445	855,0	920	1 445	1 075,0

PN 2,5

Jmenovitá světllost Nominal diameter	Jmenovitá světllost Nominal diameter	Úhlový posuv Angular movement	Ohybová tuhost Angular spring rate	Třecí moment Frictional moments	 MWC			 MFC		
DN	DN	± deg (°)	N.m/°	N.m/bar	Stavební délka Overall length	Šířka Width	Přibližná hmotnost App. weight	Stavební délka Overall length	Šířka Width	Přibližná hmotnost App. weight
mm	inch				mm	mm	kg	mm	mm	kg
1100	44"	1,5	4 722,0	381,0	960	1 540	1 050,0	900	1 540	1 205,0
1100	44"	2,0	3 148,0	381,0	980	1 540	1 055,0	920	1 540	1 210,0
1100	44"	3,0	2 099,0	381,0	1 010	1 540	1 060,0	950	1 540	1 220,0
1200	48"	1,5	5 108,0	543,0	1 010	1 650	1 475,0	940	1 650	1 575,0
1200	48"	2,0	3 405,0	543,0	1 020	1 650	1 475,0	960	1 650	1 580,0
1200	48"	3,0	2 270,0	543,0	1 060	1 650	1 490,0	990	1 650	1 590,0
1300	52"	1,0	4 126,0	642,0	1 050	1 815	1 690,0	1 000	1 815	1 855,0
1300	52"	1,5	3 094,0	642,0	1 070	1 815	1 695,0	1 020	1 815	1 860,0
1300	52"	3,0	2 063,0	642,0	1 130	1 815	1 720,0	1 070	1 815	1 880,0
1400	56"	1,0	5 103,0	740,0	1 050	1 915	1 785,0	1 000	1 915	1 960,0
1400	56"	1,5	3 828,0	740,0	1 070	1 915	1 795,0	1 020	1 915	1 970,0
1400	56"	3,0	2 552,0	740,0	1 130	1 915	1 820,0	1 080	1 915	1 995,0
1500	60"	1,0	6 225,0	985,0	1 140	2 015	2 015,0	1 090	2 015	2 290,0
1500	60"	1,5	4 668,0	985,0	1 160	2 015	2 025,0	1 110	2 015	2 295,0
1500	60"	3,0	3 112,0	985,0	1 220	2 015	2 050,0	1 170	2 015	2 325,0
1600	64"	1,0	7 497,0	1 116,0	1 200	2 120	2 270,0	1 150	2 120	2 570,0
1600	64"	1,5	4 498,0	1 116,0	1 220	2 120	2 275,0	1 170	2 120	2 575,0
1600	64"	3,0	3 749,0	1 116,0	1 290	2 120	2 315,0	1 240	2 120	2 615,0
1800	72"	1,0	10 545,0	1 400,0	1 280	2 340	3 090,0	1 240	2 340	3 500,0
1800	72"	1,5	6 327,0	1 400,0	1 310	2 340	3 105,0	1 260	2 340	3 510,0
1800	72"	3,0	5 272,0	1 400,0	1 380	2 340	3 140,0	1 340	2 340	3 555,0
2000	80"	1,0	14 320,0	1 963,0	1 350	2 540	3 575,0	1 310	2 540	4 080,0
2000	80"	1,5	8 592,0	1 963,0	1 370	2 540	3 585,0	1 340	2 540	4 095,0
2000	80"	3,0	7 160,0	1 963,0	1 450	2 540	3 635,0	1 410	2 540	4 145,0
2200	88"	1,0	18 907,0	2 362,0	1 450	2 760	4 100,0	1 420	2 760	4 840,0
2200	88"	1,5	11 344,0	2 362,0	1 480	2 760	4 115,0	1 450	2 760	4 860,0
2200	88"	3,0	9 453,0	2 362,0	1 570	2 760	4 175,0	1 540	2 760	4 920,0
2400	96"	1,0	30 269,0	3 158,0	1 580	2 960	4 695,0	1 550	2 960	5 600,0
2400	96"	1,5	18 162,0	3 158,0	1 610	2 960	4 725,0	1 580	2 960	5 635,0
2400	96"	3,0	15 135,0	3 158,0	1 700	2 960	4 800,0	1 680	2 960	5 720,0
2600	104"	1,0	38 252,0	4 101,0	1 660	3 175	6 175,0	1 640	3 175	7 260,0
2600	104"	1,5	22 951,0	4 101,0	1 690	3 175	6 215,0	1 670	3 175	7 300,0
2600	104"	3,0	19 126,0	4 101,0	1 790	3 175	6 310,0	1 770	3 175	7 400,0
2800	112"	1,0	57 498,0	4 730,0	1 740	3 385	6 850,0	1 730	3 385	8 320,0
2800	112"	1,5	34 499,0	4 730,0	1 780	3 385	6 900,0	1 770	3 385	8 370,0
2800	112"	3,0	28 749,0	4 730,0	1 880	3 385	6 995,0	1 870	3 385	8 475,0
3000	120"	1,5	34 912,0	6 509,0	1 920	3 595	8 945,0	1 910	3 595	10 490,0
3000	120"	1,5	34 912,0	6 509,0	1 920	3 595	8 945,0	1 910	3 595	10 490,0
3000	120"	3,0	29 093,0	6 509,0	2 030	3 595	9 060,0	2 020	3 595	10 615,0
3200	128"	1,0	70 339,0	7 386,0	1 990	3 850	10 215,0	2 000	3 850	12 065,0
3200	128"	1,5	42 203,0	7 386,0	2 030	3 850	10 270,0	2 040	3 850	12 120,0
3200	128"	3,0	35 169,0	7 386,0	2 150	3 850	10 410,0	2 160	3 850	12 270,0